

JOHANNES LIEDER



LIEDER ①

Providing 50 years of experience in manufacturing and distributing of high quality biological teaching equipment „MADE IN GERMANY“ to our customers

Our Product-Line:

- Prepared Microscope Slides
- Multimedia-Programs and Media Packages
- Overhead-Projector Transparencies
- Color Slides and Photomicrographs
- Drawing Sheets and Textbooks
- CD-ROM for School and Education
- Teaching Programs and Literature



JOHANNES LIEDER GmbH & Co. KG
D - 71636 LUDWIGSBURG GERMANY
Solitudeallee 59 P.O.Box 724

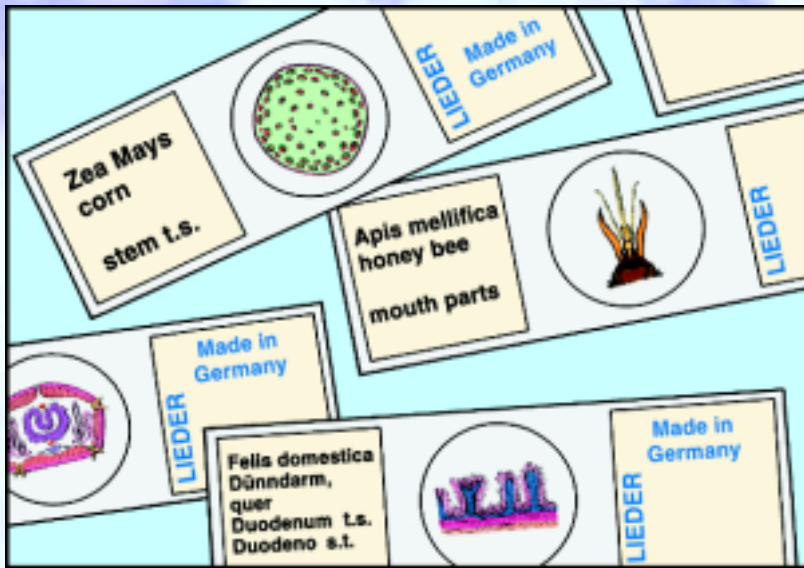
Telephone: +49 7141 921919
Email: lieder@lieder.de

Fax: +49 7141 902707
Homepage: www.lieder.de

JOHANNES LIEDER



LIEDER[®]



● Prepared Microscope Slides

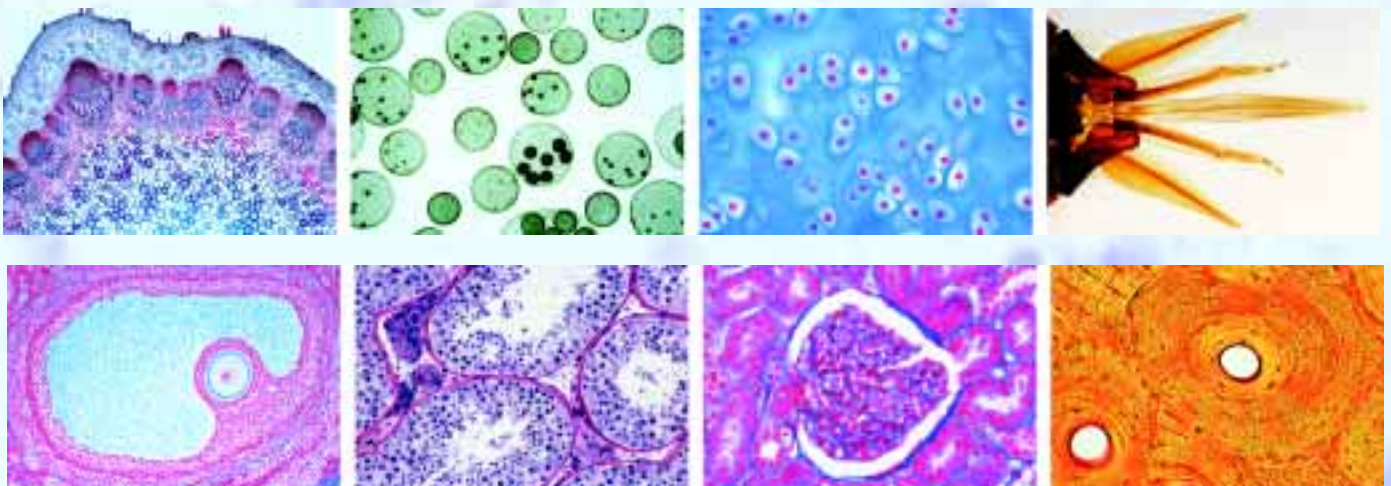
LIEDER prepared microscope slides of highest quality are made in our Ludwigsburg laboratories under rigorous scientific control. They are the product of 50 years experience combined with the most up to date techniques. They all are guaranteed to be **MADE IN GERMANY**

The prerequisite for excellent preparations is excellent material, well preserved and fixed so that the finer structures are retained in as life-like a way as possible. Microtome sections are cut from this material by our highly skilled and experienced staff. They are of a thickness which will finally result in slides from which the maximum resolution of the structural components can be obtained.

Particular attention is paid to the staining technique and in each case the selected method for a particular specimen will ensure the best possible differentiation combined with clear definition and permanency of staining.

LIEDER prepared microscope slides are delivered on best glasses with fine ground edges of the size 26 x 76 mm (1" x 3").

We will gladly make special offers for any slides or sets which are not listed in our catalogue.



JOHANNES LIEDER



LIEDER®



● **Multimedia Packages for Teachers and Students**

LIEDER offers a new range of **MULTIMEDIA PACKAGES OF LIFE SCIENCE** for interactive learning and teaching in school and education. The new media aim to give a strictly outlined synopsis of all those lines of biology important for instruction at schools, colleges and universities and suitable for working with the microscope. Well selected media packages of 6 and 12 units with microscope slides, overhead transparencies, sketch- and work sheets, descriptions and pictures of the drawings serve the teacher to work with the subject during the lessons.

- The teacher packages comprise all necessary media for classroom work:

1. Set of selected **Prepared Microscope Slides in Plastic Box**.
2. Set of **Overhead Transparencies**, large size, full color.
3. Set of **Sketch- and Worksheets with Drawings** for all slides.
4. **Textbook** with detailed description of all slides, drawings and transparencies.
5. Special **Cardboard Box** for storing and packing

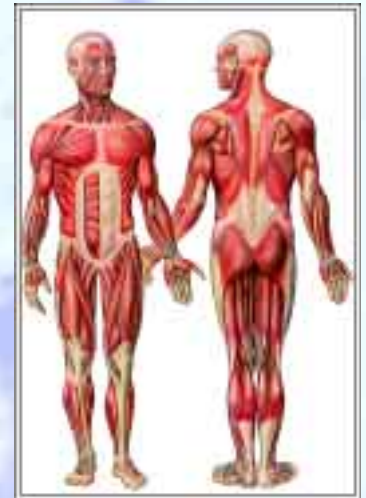
- The student sets comprise:

1. Set of selected **Prepared Microscope Slides in Plastic Box** (the same as the teacher slides)
2. **Textbook** with detailed description of all slides
3. Special **Cardboard Box** for storing and packing

JOHANNES LIEDER



LIEDER[®] ④



● Overhead Projector Transparencies

Color Overhead Transparencies as modern visual aids become more and more part of biology, physics and chemistry teaching programs. Therefore we have created a new and comprehensive range of more than 50 Transparency Atlases of outstanding quality.

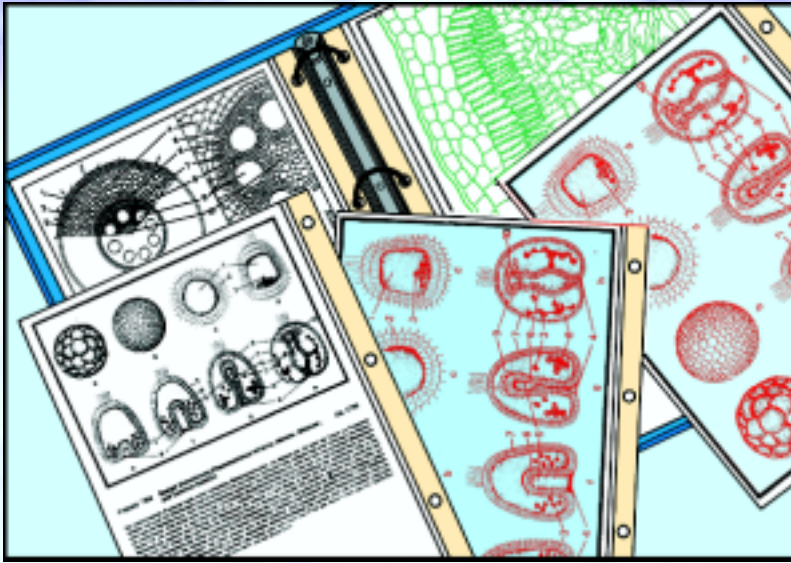
The atlases consist of large-format transparency sheets (size 22 x 28 cm) comprising a great variety of beautiful drawings, diagrams, tables, anatomical pictures, brilliant micro- and macrophotographs, electron and X-ray photographs, impressive life cycles, human photographs, landscape photographs, scenes, test data and results, etc.

- Each Transparency atlas is accompanied by a comprehensive interpretation text giving a detailed description of all pictures, based on the latest scientific findings
- Our multi-colored transparencies are printed by a special process and excel by reason of their high projection quality.
- Transparencies and texts are held in a strong plastic file with ring mechanism.
- These transparency atlases hence shall inspire, but also offer the substantial and necessary help to realise an instruction characterized by a higher degree of clarity due to its illustrative material..

JOHANNES LIEDER



LIEDER[®] 5



● **Multimedia-Program for General Biology Series A, B, C, D**

The new comprehensive MULTIMEDIA PROGRAM FOR GENERAL BIOLOGY aims to give a strictly outlined synopsis of all those lines of biology important for instruction at schools, colleges and universities and suitable for working with the microscope.

The following media are offered with the Multimedia Program:

- 1. Prepared Microscope Slides**
- 2. Color Atlas of Overhead Projector Transparencies**
- 3. Color Photomicrographs 35 mm (original exposure)**
- 4. Manual with Texts and Drawings**
- 5. Media Package with Transparencies, Texts, Sketch- and Work Sheets**
- 6. CD-ROM for interactive Learning**
- 7. Additional Microscope Slides**

JOHANNES LIEDER



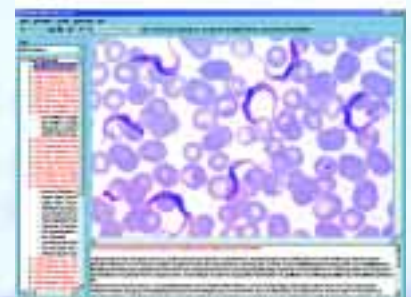
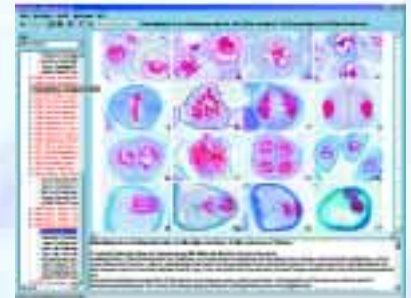

LIEDER®



KNOWLEDGE AND EDUCATION ON CD-ROM THE NEW LIEDER PROGRAM OF INTERACTIVE CD-ROM

We offer a new range of about 30 CD-ROMs for interactive learning and teaching in school and education. All pictures and illustrations are taken from our own stocks to guarantee superior quality. Every CD comprises the following topics:


- Comprises a great variety of beautiful **diagrams, color photos, tables, anatomical pictures, electron and X-ray photographs, impressive life cycles, human photographs, landscape photographs, scenes, test data and results**
- Comprises all necessary **photomicrographs of microscopic slides**, which can be observed by **five different steps of magnification** by using a „**MicroScope**“.
- Comprises all necessary **drawings** matching the slides, with detailed **explanations** of all the parts.
- The same number of comprehensive **explanatory texts** to help understanding the pictures. All texts will be in **five languages** (English, German, French, Spanish and Portuguese).
- A special **test program** to check the knowledge of the students.
- A comprehensive **index, a search function** and a comfortable **browser** for all pictures and texts on every CD-ROM.
- All pictures can be shown also in **full-screen size**,
- Special **accompanying material**, which enables evaluation of what has been seen, and creative learning is an important part of the program.
- The CD runs under WINDOWS™95, 98, 2000 and XP. The resolution is **960 x 640 for superior quality**. Full color representation with over 1 Million colors.
- All pictures and texts can be **printed** by the user.



JOHANNES LIEDER



LIEDER[®] 7



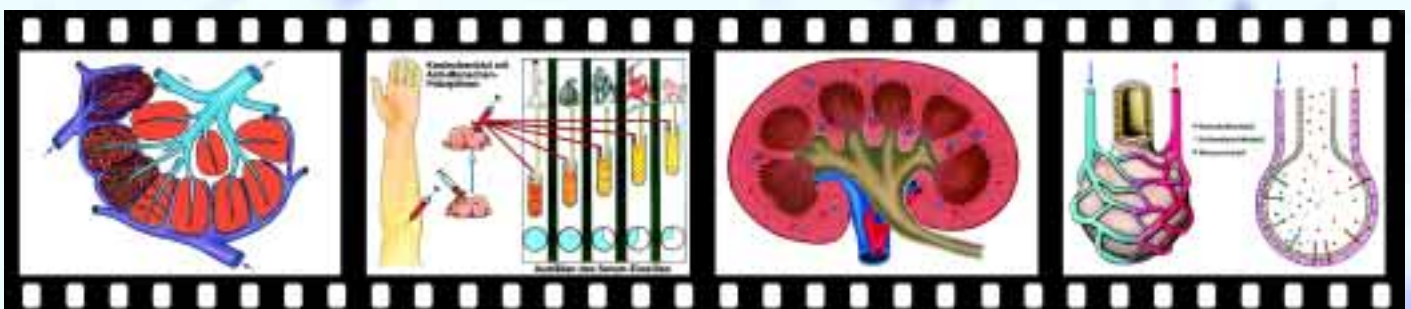
COLOR PROJECTIONSLIDES and PHOTOMICROGRAPHS 35 mm

The projection of a 35 mm photomicrograph going with the prepared slide makes it easier for the student to discover and interpret the important structures of the microscope slide under the microscope. LIEDER color photomicrographs show on the screen the requested section in the best magnification.

Our photomicrographs are full colour 35 mm transparencies of maximum quality made from excellent and carefully selected prepared microscope slides. In order to obtain the highest quality for the projection all transparencies are original exposures, i.e. each LIEDER color photomicrograph is individually photographed from the specimen through high standard microscopes with automatic cameras of the most advanced technique. Consequently, there is no loss of quality which could arise from a copying process.

LIEDER colour photomicrographs are of high definition and clarity, coupled with colour reproduction which has resulted in slides of unsurpassed quality. Such high quality transparencies enables the maximum amount of information to be illustrated in such a manner that it can be readily appreciated by the student.

LIEDER photomicrographs are mounted between glass in solid dust-proof 50



JOHANNES LIEDER



LIEDER®



JOHANNES LIEDER GmbH & Co. KG
D - 71636 LUDWIGSBURG GERMANY
Solitudeallee 59 P.O.Box 724

Telephone: +49 7141 921919
Email: lieder@lieder.de

Fax: +49 7141 902707
Homepage: www.lieder.de